



Kengučlenik



Kengučlenik je sestavljen iz dvajsetih spojenih trikotnikov. Na voljo je v štirih barvnih kombinacijah. Spodnji primeri prikazujejo figure v eni izmed teh barvnih kombinacij.



Ko **Kengučlenik** prepogibamo vzdolž zgibov, nastanejo različne figure. Če ga zložimo tako, da vsi trikotniki ležijo v dveh plasteh, nastane **Pentominó** – figura iz petih kvadratov. Obstaja ducat takih figur in vse je možno oblikovati.



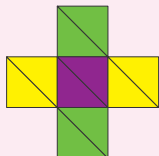
OPOZORILO
KRAČA VSEBUJE MALJNE DELE.
Ni primerno za otroke, mlajše od 3 let.



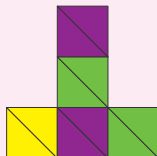
Znaš oblikovati vseh
12 **Pentominov** z
enobarvnimi kvadrati?



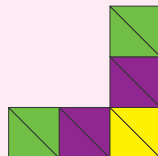
narejeno



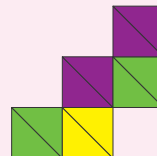
narejeno



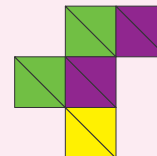
narejeno



narejeno



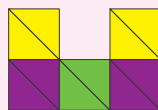
narejeno




narejeno



narejeno



narejeno



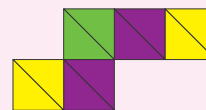
narejeno



narejeno

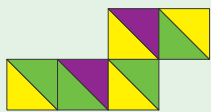


narejeno



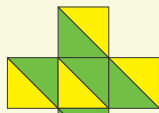
narejeno

Kateri **Pentomini** nimajo nobenega enobarvnega kvadrata?

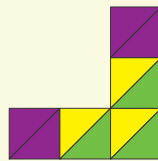


narejeno

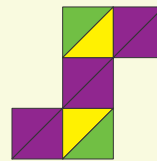
Kateri **Pentomini** imajo natanko en, dva, tri ali štiri enobarvne kvadrate?



narejeno



narejeno



narejeno

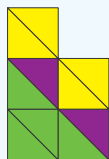


narejeno

Iz **Kengučlenika** lahko oblikuješ mnoge zanimive figure.



narejeno



narejeno



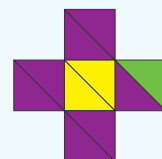
narejeno



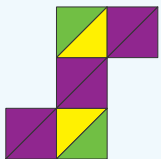
narejeno



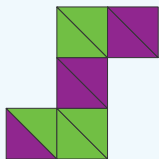
narejeno



narejeno



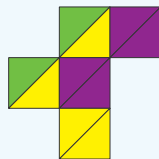
narejeno



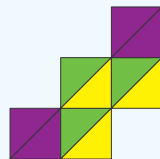
narejeno



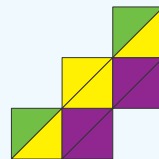
narejeno



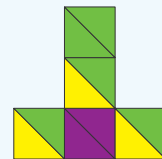
narejeno



narejeno



narejeno



narejeno

Kengučlenik lahko zgibaš tudi tako, da trikotniki ležijo v več kot dveh plasteh.



narejeno



narejeno



narejeno



narejeno



narejeno



narejeno



narejeno



narejeno



narejeno



narejeno